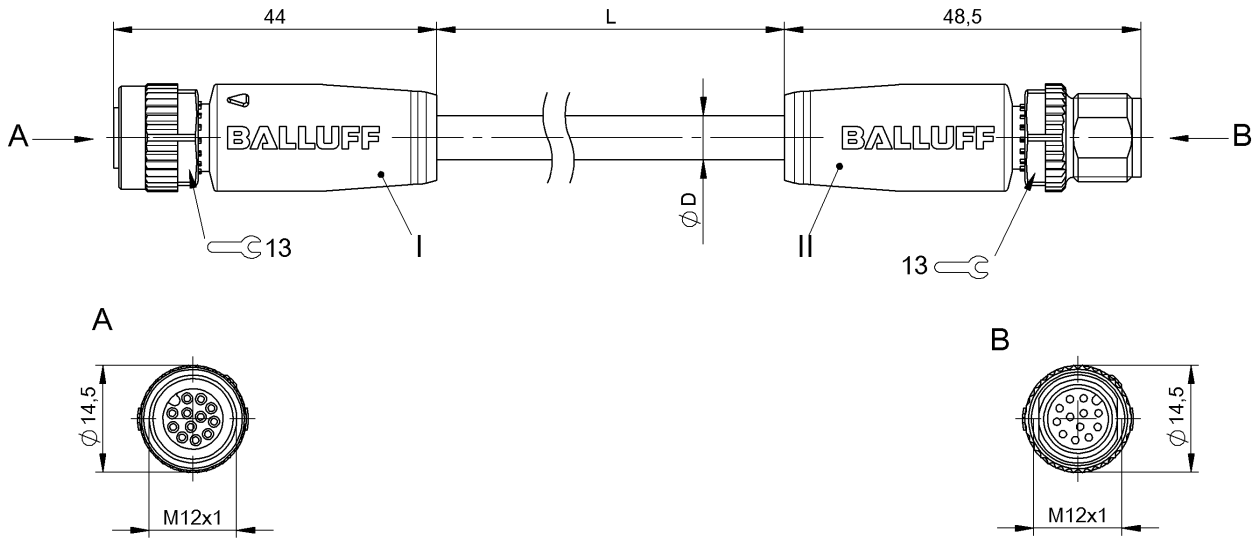


Double-Ended Cordsets
BCC M41C-M41C-3A-325-PX0C25-006
Order Code: BCC088E

BALLUFF



Basic features

Approval/Conformity	CE cULus WEEE
---------------------	---------------------

Electrical connection

Bending radius min., fixed cable	5 x D
Bending radius min., flexible cable	10 x D
Cable	PUR black, 0.6 m, drag chain compatible
Cable diameter D	6.50 mm ±0.20 mm
Cable, bending cycles min.	2 mil.
Conductor cross-section	0.25 mm ²
Connection 1	M12x1-Female, straight, 12-pin, A-coded
Connection 2	M12x1-Male, straight, 12-pin, A-coded
Number of conductors	12
System	Molded/Molded

Electrical data

Operating voltage U _b	30 VDC / 30 VAC
Rated current (40 °C)	1.5 A

Environmental conditions

Ambient temperature	-25...80 °C
Cable temperature, drag chain	-25...60 °C
Cable temperature, fixed routing	-50...80 °C
Cable temperature, flexible routing	-25...80 °C
IP rating	IP67, IP68, IP69K/IP67, IP68, IP69K

Material

Cable jacket, material	PUR
Material contact carrier	PUR/PUR
Material contacts	Bronze/Brass
Material cover nut	Die-cast zinc/Die-cast zinc
Material grip	PUR/PUR

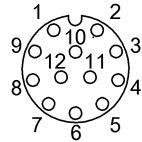
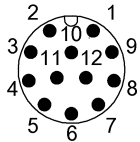
Mechanical data

Acceleration max., drag chain	5 m/s ²
Cable jacket, color	black
Cable length L	0.60 m
Cable properties	drag chain compatible
Horizontal travel permitted, drag chain	5 m
Tightening torque pigtail	0.6 Nm/0.6 Nm
Traverse speed max., drag chain	200 m/min
Vertical travel permitted, drag chain	2 m

Remarks

Cable construction acc. to UL-AWM Style 20549
 Halogen-free per DIN VDE 0472 Part 815
 Silicone-free
 Flame-retarding acc. to IEC 60332-2
 Enclosure rating per IEC 60529 or 20653, only in screwed state with the associated mating piece.

Connector Drawings



- | | |
|-------------------|-------------------|
| II | I |
| PIN 1: brown | PIN 1: brown |
| PIN 2: blue | PIN 2: blue |
| PIN 3: white | PIN 3: white |
| PIN 4: green | PIN 4: green |
| PIN 5: pink | PIN 5: pink |
| PIN 6: yellow | PIN 6: yellow |
| PIN 7: black | PIN 7: black |
| PIN 8: gray | PIN 8: gray |
| PIN 9: red | PIN 9: red |
| PIN10: violet | PIN10: violet |
| PIN 11: gray/pink | PIN 11: gray/pink |
| PIN12: red/blue | PIN12: red/blue |

Wiring Diagrams

